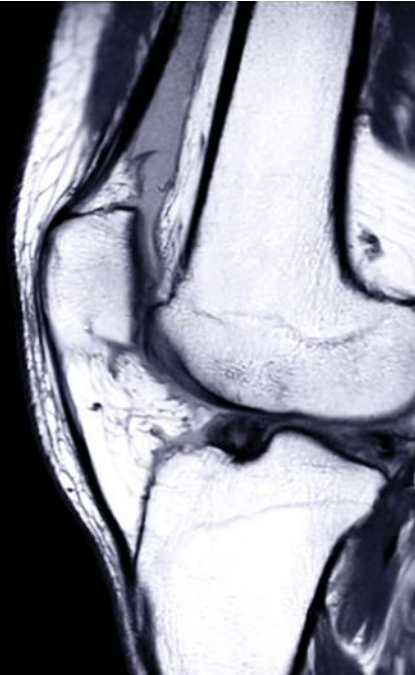






# Orthopaedic MRI interpretation course



Date: 4 February 2023  
Location: Virtual  
CPD: 6 credits (applied for)

# Orthopaedic MRI interpretation course

 **Saturday 4 February 2023**  
 **Virtual**

## Course convenor:

**Mr Firas Arnaout**  
Consultant Orthopaedic Surgeon,  
Practice Plus Group Hospital, Shepton Mallet

### Educational aims and objectives

This course is organised jointly by Orthopaedic Research UK and Orthopaedic Academy.

This meeting will provide attendees with an understanding of normal and pathological appearance in orthopaedic MRI radiology.

Delegates will leave the course with the knowledge to describe normal and abnormal MRI images for the upper limb, lower limb and the spine, and how to link these with orthopaedic decision-making.

They will also have an opportunity to discuss cases with the expert panel.

### Registration fees

**Registration** ..... £100

Register here: <https://tinyurl.com/yc4x8esb>

### Target audience

- Foundation Doctors, Core Trainees, Trust Doctors, Clinical Fellows, Residents
- General Practitioners
- A&E doctors
- Medical Students
- Physiotherapists
- Advanced Nurse Practitioners
- All Healthcare professionals with an interest in Orthopaedics and Musculoskeletal care

### Structure

- Spotter cases
- Demonstrations of normal anatomy
- Trauma
- Elective conditions

### Cancellation policy & filming notice

To view our cancellation policy and filming notice, please visit the ORUK website here: [www.oruk.org/event-cancellation-policy](http://www.oruk.org/event-cancellation-policy)

# Course programme

Saturday 4 February 2023

<b>08:20</b>	<b>Delegates log into Zoom</b>
08:30	Introduction
08:45	General concepts
09:15	Shoulder
10:15	Elbow and forearm
<b>11:15</b>	<b>Refreshments</b>
11:30	Hand and Wrist
12:30	Spine
<b>13:30</b>	<b>Lunch</b>
14:15	Hip
15:15	Knee
<b>16:15</b>	<b>Refreshments</b>
16:30	Foot and ankle
17:30	Questions
<b>17:40</b>	<b>Close</b>